





Smiley compliance 2003-2016

The numbers shown are percent smileys given to Danish food retail establishments during the respective years.

No comparable statistics were made prior to 2003.

In 2008 the Elite Smiley was introduced, further motivating the establishments to comply with the rules.

- Result 1:  No remarks
- Result 2:  Enjoining order
- Result 3:  Injunction or prohibitory order
- Result 4:  Administrative penalties, reported to the police or approval withdrawn

Year	Result 1	Result 2	Result 3	Result 4
2015	84,7	12,9	0,4	1,9
2014	83,8	13,9	0,5	1,7
2013	84,3	13,6	0,6	1,6
2012	84,3	13,3	0,5	1,8
2011	84,9	12,4	0,7	2,0
2010	86,5	11,1	0,6	1,8
2009	86,2	11,0	0,9	1,9
2008	82,8	12,7	1,2	3,3
2007	75,0	17,4	2,0	5,5
2006	76,3	19,6	1,4	2,6
2005	76,7	19,6	1,6	2,1
2004	75,1	21,2	1,7	2,1
2003	74,9	21,3	1,6	2,2